

UNLV School of Medicine Library FY22 Annual Report

Message from the Director



The UNLV School of Medicine Library Annual Report highlights recent activities and library usage for **FY22 (July 2021-June 2022)**.

The library faculty and staff continue to support the mission of the Kirk Kerkorian School of Medicine at UNLV and partner with stakeholders to provide instructional opportunities in orientation and onboarding, problem-based learning, medical humanities and diversity, equity and inclusion topics. During this year, we had two faculty departures, a new library name, and the hiring of a permanent library director. Through these changes we continue to work towards our [strategic plan pillars](#), partner with several library champions, better steward collections funds, and work in tandem with colleagues in the Libraries all while preparing for our permanent relocation to the Medical Education Building.

Our Faculty and Staff

Kirk Kerkorian School of Medicine Alignment Area & Library Faculty

Undergraduate Medical Education

Katie Houk, Undergraduate Medical Education Librarian

Graduate Medical Education

Aidy Weeks, GME Liaison Librarian, Director of the School of Medicine Library

Library Staff

School of Medicine InfoCommons

Nikki Covarrubias, InfoCommons Coordinator/Student Supervisor
Selena Castro, Student Assistant
Rashida Garcia, Student Assistant
Justine Laceda, Student Assistant
Diana Villa Cerda, Student Assistant

School of Medicine Library (2040 W. Charleston)

Marice Seda, Library Technician 2/ Student Supervisor
Kendall Anderson, Student Assistant
Evelyn Palafox, Student Assistant
Michelle Pinzon, Student Assistant
Kimia Tehrani, Student Assistant

Faculty & Staff Engagement

Library Budget

Fiscal Year 2022 Actuals | PG00097 UNLV Med School Library

Ledger Account	Original Budget	Revised Budget	YTD Actuals	Remaining Balance	% Remaining
Budget Sources					
All Sources Total	0.00	0.00	0.00	0.00	0.00%
Budget Uses					
All Uses	\$2,599,552.00	\$2,332,109.00	\$1,616,347.45	\$715,761.55	30.69%
Personnel Costs	\$820,109.00	\$773,174.00	\$365,262.52	\$407,911.48	52.76%
Professional Salaries	\$457,868.00	\$457,868.00	\$173,126.73	\$284,741.27	62.19%
Classified and Technologist Salaries	\$98,731.00	\$98,731.00	\$82,563.20	\$16,167.80	16.38%
Hourly Wages	\$82,500.00	\$37,500.00	\$22,050.60	\$15,449.40	41.20%
Fringe Benefits	\$181,010.00	\$179,075.00	\$87,521.99	\$91,553.01	51.13%
Operations	\$1,779,443.00	\$1,558,935.00	\$1,251,084.93	\$307,850.07	19.75%
General Operations	\$1,776,443.00	\$1,550,935.00	\$1,249,098.38	\$301,836.62	19.46%
6000:General Operations - Budget Only	\$9,000.00	\$50,935.00	\$0.00	\$50,935.00	100.00%
6004:Purchased Services	\$0.00	\$0.00	\$6,098.81	(\$6,098.81)	0.00%
6008:Supplies	\$0.00	\$0.00	\$10,556.56	(\$10,556.56)	0.00%
6024:Equipment/Furnishings	\$0.00	\$0.00	\$878.77	(\$878.77)	0.00%
6027:Intangible Purchases	\$0.00	\$0.00	\$20,000.00	(\$20,000.00)	0.00%
6028:Shipping and Mailing	\$0.00	\$0.00	\$98.85	(\$98.85)	0.00%
6056:Library Acquisitions	\$1,767,443.00	\$1,500,000.00	\$1,208,751.74	\$291,248.26	19.42%
6064:Other Operating Expense	\$0.00	\$0.00	\$2,713.65	(\$2,713.65)	0.00%
Travel	\$3,000.00	\$8,000.00	\$1,986.55	\$6,013.45	75.17%
Net Budget/Balance	\$2,599,552.00	\$2,332,109.00	\$1,683,855.10	\$648,253.90	27.80%

Fiscal Year 2022 Budget to Actuals | PG00097 UNLV Med School Library

Manager Balance - Budgeted by Ledger Account - FIN - CR (NSHE)						
Company	University of Nevada, Las Vegas					
Organization	Program: PG00097 Unlv Med School Library					
Period	FY 2022 - 12 June					
Budget Name	UNLV 2022 Fiscal Year Budgets - child					
Ledger Account	Original Budget	Budget Adjustment	Revised Budget	YTD Actuals	Remaining Balance	% Remaining
Budget Sources						
All Sources Total	-	-	-	-	-	-
Budget Uses						
All Uses	2,599,552.00	(267,443.00)	2,332,109.00	1,616,347.45	715,761.55	30.69%
Personnel Costs	820,109.00	(46,935.00)	773,174.00	365,262.52	407,911.48	52.76%
Professional Salaries	457,868.00	-	457,868.00	173,126.73	284,741.27	62.19%
Classified and Technologist Salaries	98,731.00	-	98,731.00	82,563.20	16,167.80	16.38%
Hourly Wages	82,500.00	(45,000.00)	37,500.00	22,050.60	15,449.40	41.20%
Fringe Benefits	181,010.00	(1,935.00)	179,075.00	87,521.99	91,553.01	51.13%
Operations	1,779,443.00	(220,508.00)	1,558,935.00	1,251,084.93	307,850.07	19.75%
General Operations	1,776,443.00	(225,508.00)	1,550,935.00	1,249,098.38	301,836.62	19.46%
6056:Library Acquisitions	1,767,443.00	(267,443.00)	1,500,000.00	1,208,751.74	291,248.26	19.42%
Travel	3,000.00	5,000.00	8,000.00	1,986.55	6,013.45	75.17%
Net Budget/Balance	2,599,552.00	(267,443.00)	2,332,109.00	1,616,347.45	715,761.55	30.69%

Fiscal Year 2023 Q1 Budget to Actuals (as of 10.14.22) | PG00097 UNLV Med School Library

Manager Balance - Budgeted by Ledger Account - FIN - CR (NSHE)							
Company	University of Nevada, Las Vegas						
Organization	Program: PG00097 Unlv Med School Library						
Period	FY 2023 - 03 September						
Budget Name	UNLV 2023 Fiscal Year Budgets - child						
Ledger Account	Original Budget	Budget Adjustment	Revised Budget	YTD Actuals	Obligations	Remaining Balance	% Remaining
Budget Sources							
All Sources Total	-	-	-	-	-	-	-
Budget Uses							
All Uses	2,589,970.00	(289,287.00)	2,300,683.00	299,152.28	263,491.01	2,027,326.71	78.28%
Personnel Costs	810,527.00	(57,844.00)	752,683.00	88,312.23	258,984.29	463,230.48	57.15%
Professional Salaries	461,615.00	(11,547.00)	450,068.00	42,595.63	104,608.89	314,410.48	68.11%
Classified and Technologist Salaries	99,305.00	(982.00)	98,323.00	14,716.92	44,223.84	40,364.24	40.65%
Hourly Wages	82,500.00	(40,000.00)	42,500.00	12,774.56	62,056.15	7,669.29	9.30%
Fringe Benefits	167,107.00	(5,315.00)	161,792.00	18,225.12	48,095.41	100,786.47	60.31%
Operations	1,779,443.00	(231,443.00)	1,548,000.00	210,840.05	4,506.72	1,564,096.23	87.90%
General Operations	1,776,443.00	(234,943.00)	1,541,500.00	210,840.05	4,506.72	1,561,096.23	87.88%
6056:Library Acquisitions	1,767,443.00	(267,443.00)	1,500,000.00	209,754.57	-	1,557,688.43	88.13%
Travel	3,000.00	3,500.00	6,500.00	-	-	3,000.00	100.00%
Net Budget/Balance	2,589,970.00	(289,287.00)	2,300,683.00	299,152.28	263,491.01	2,027,326.71	78.28%
	Total	Percentage	Notes				
FY23 Original Budget	2,589,970.00	100%					
FY23 Operating Budget Reduction	267,443.00	10%	Collections \$267.4K reassigned to Som O&M				
FY23 Salary Savings	21,844.00	1%	Position budget variance (Recruiting)				
FY23 Vacant (Frozen) Positions	242,952.00	9%	1 Admin, 2 Academic (Frozen)				
Total FY23 Planned Reductions	532,239.00	21%					
FY23 Revised Total	2,057,731.00						
Anticipated FY23 Salary Savings (Projected)	108,575.00	4%	1 Class, 1 Acad. (Pending GME Hire: 1/1/23)				
Total Potential Reductions	640,814.00	25%					

UNLV Libraries Annual In-Kind support of the UNLV School of Medicine Library (FY22)

Library Department	Services & Support Provided	Lib. Staff Estimated Hours in support of SoML (Annual)	Approximate Value (Salary & Fringe) of calculated annual hours
Continuing Resources & Collections	Negotiating, Licensing, and purchasing library acquisitions. Includes E-Resources technical support.	1,477	\$ 80,004
Discovery Services	Cataloging utilizing tools/subscriptions such as the Libraries' OCLC cataloging subscription and OCLC symbol.	312	\$ 16,701
Research & Education	Faculty Research Consultations, Instruction Support Sessions, Research Consultations with Grad Students, Instruction & Workshops.	478	\$ 25,115
Web & Application Development Services	Webpage development and maintenance, programing, design and large scale projects such as migration from the old web platform to current gen.	119	\$ 5,245
Library Technologies	IT systems and support for networking, staff computers, and student computers. Alma (Lib software) development and training.	290	\$ 77,090
Library Facilities	Space Management, locks, security access, furniture assessment, construction projects, etc.	706	\$ 97,338
Educational Initiatives & Outreach	Outreach & Instructional support - Lib Guide training, other assistance from the Instruction department.	21	\$ 1,202
Administration	Travel - travel arrangements and expense reimbursements. Faculty professional development tracking.	42	\$ 1,788
Business & Finance	Budgeting, reporting, financial account oversight, procurement and other admin support.	250	\$ 11,350
Communications & Marketing	Libraries' communication and marketing support for SoML initiatives, Library video, and Visix support.	125	\$ 5,069
Human Resources	Management and support for recruitment, hiring, on-boarding and HR functions.	145	\$ 5,942
Development	Director of Development contributions to HSL fundraising efforts.	52	\$ 2,588
Student Work Study Allocations	Fed Work Study student wage s support ~5 students 1,500 award per semester.	1,500	\$ 15,000
Hosting support	Hosting Expenditures for Staff.	-	\$ 1,500
Professional Development	Professional Development support in addition of SoM Allocation.	-	\$ 2,000
Security	Security audit, staff & Library student training.	21	\$ 801
TOTAL:		5,536	348,732

Curriculum & Instruction

Fiscal Year 2021

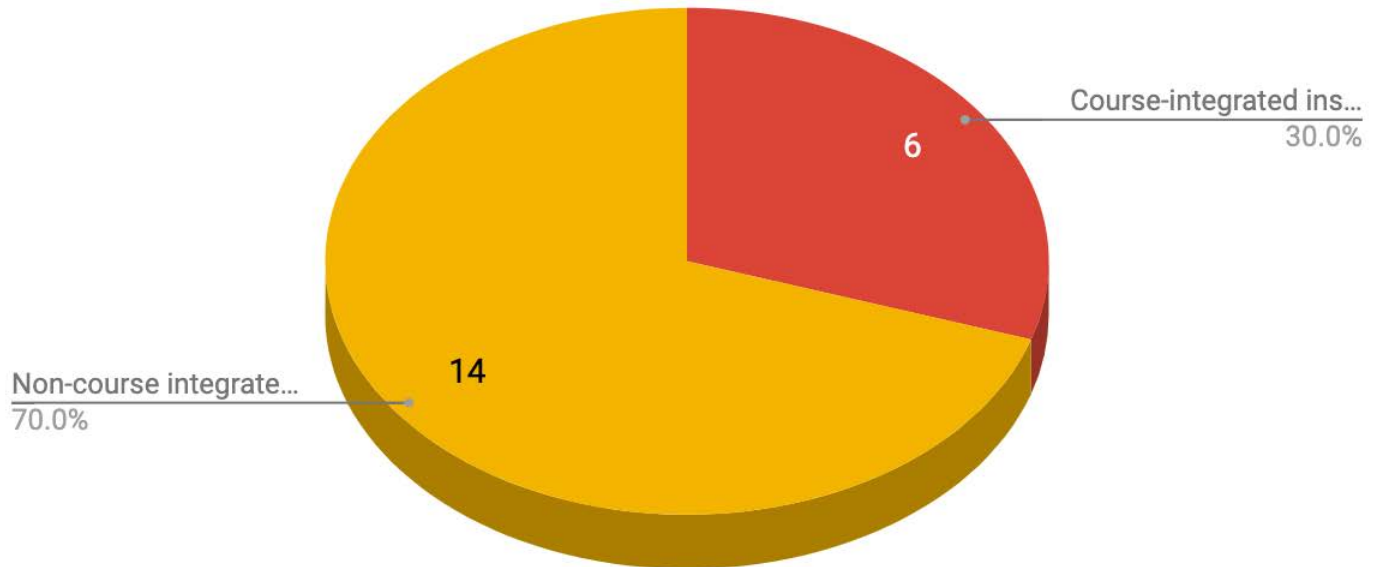
FY21 (July 1, 2020 - June 30, 2021)

During this fiscal year, the School of Medical Library recorded the following **instruction support** metrics:

- Course integrated instruction: **6** sessions
- Non-course integrated instruction: **14** sessions

Note: **Course integrated instruction** are guest lectures or one shots, while **non-course integrated instruction** are considered to be library orientations and workshops.

Number of Instruction Sessions by Type



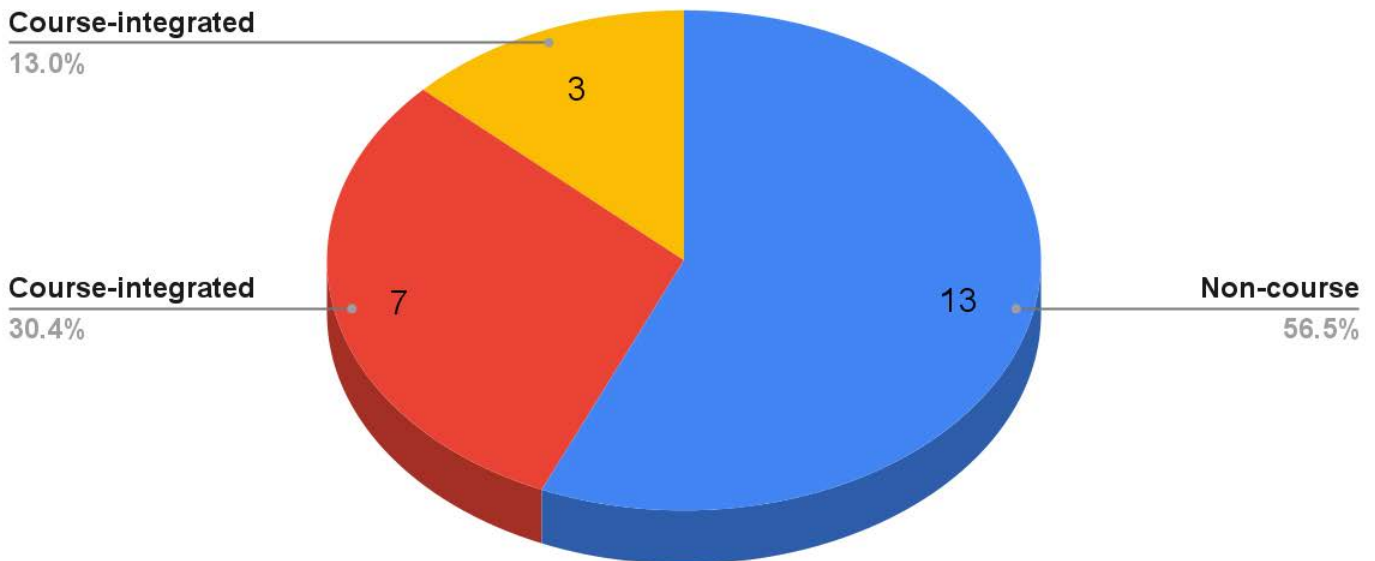
Fiscal Year 2022

FY22 (July 1, 2021 - June 30, 2022)

During this fiscal year, the School of Medical Library recorded the following **instruction support** metrics:



- Course-integrated instruction - guest lecture/one-shot: **7 sessions**
- Course-integrated instruction - embedded series of presentations or project **3 sessions**
- Non-course integrated instruction - library orientations & workshops: **13 sessions**
- Number of participants: **726**

Number of Instruction Sessions by Type



Note: **Course integrated instruction** are guest lectures or one shots, while **non-course integrated instruction** are considered to be library orientations and workshops.

Comparing Fiscal Years

- Course integrated instruction **increased:**  **66.6%** (from 6 to 10)
- Non-course integrated instruction **decreased:**  **7.7%** (from 14 to 13)

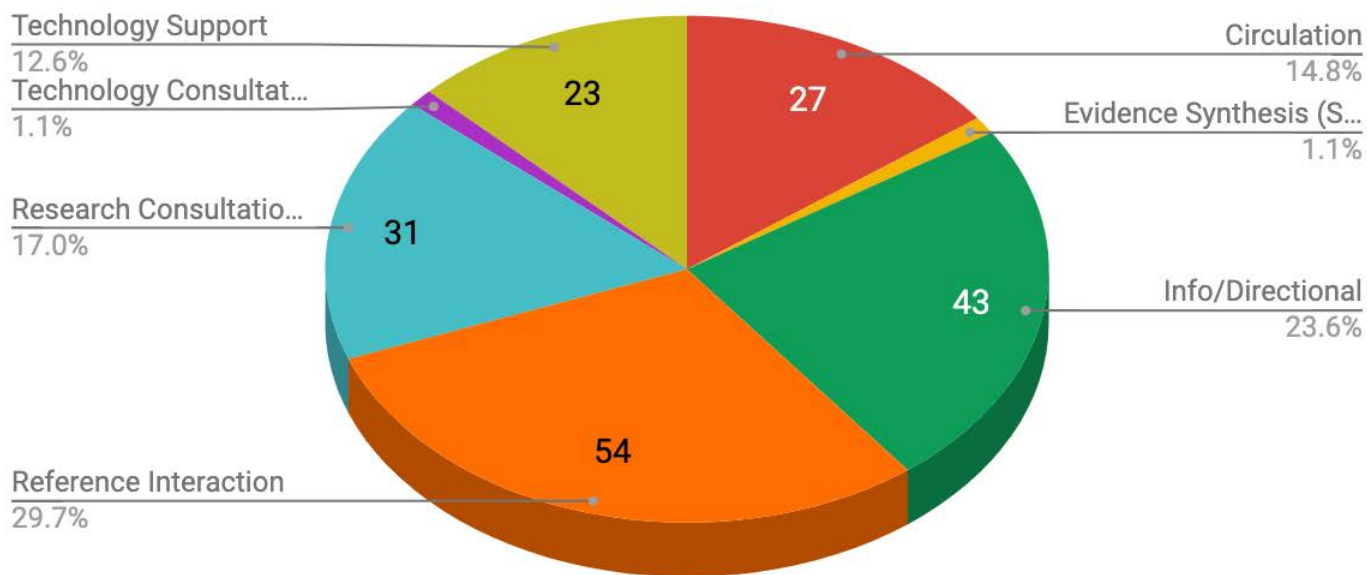
Faculty, Staff, Student Engagement

Fiscal Year 2021

During this fiscal year, the School of Medical Library recorded the following **patron engagement** metrics:

- Circulation: **27** interactions
- Curriculum Support: **0** interaction
- Info/Directional Assistance: **43** interactions
- Technology Support: **23** interactions
- Technology Consultation: **2** interaction
- Reference Interactions: **54** interactions
- Research Consultation: **31** interactions
- Evidence Synthesis: **2** interactions

Patron Interactions by Question Type

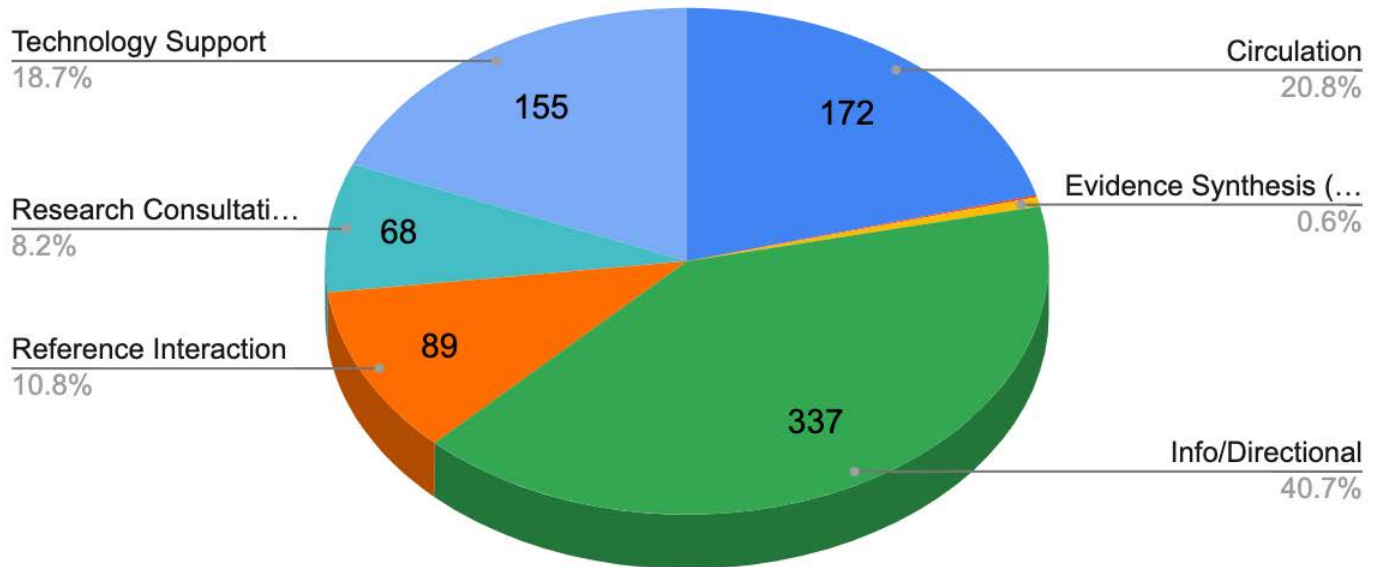


Fiscal Year 2022

During this fiscal year, the School of Medical Library recorded the following **patron engagement** metrics:

- Circulation: **172** interactions
- Curriculum Support: **1** interaction
- Info/Directional Assistance: **337** interactions
- Technology Support: **155** interactions
- Technology Consultation: **0** interaction
- Reference Interactions: **89** interactions
- Research Consultation: **68** interactions
- Evidence Synthesis: **5** interactions

Patron Interactions by Question Type



Comparing Fiscal Years

- Circulation **increased:** ↑ 537.0% (27 to 172)
 - Pre-pandemic (FY20): 198
- Curriculum Support **increased:** ↑ 100.0% (0 to 1)
 - Pre-pandemic (FY20): 0
- Info/Directional Assistance **increased:** ↑ 683.7% (43 to 337)
 - Pre-pandemic (FY20): 215
- Technology Support **increased:** ↑ 574.0% (23 to 155)
 - Pre-pandemic (FY20): 90
- Technology Consultation **decreased:** ↓ -200% (2 to 0)
 - Pre-pandemic (FY20): 1
- Reference Interactions **increased:** ↑ 64.8% (54 to 89)
 - Pre-pandemic (FY20): 22
- Research Consultation **increased:** ↑ 119.4% (31 to 68)
 - Pre-pandemic (FY20): 20
- Evidence Synthesis **increased:** ↑ 150% (2 to 5)

- Pre-pandemic (FY20): 0

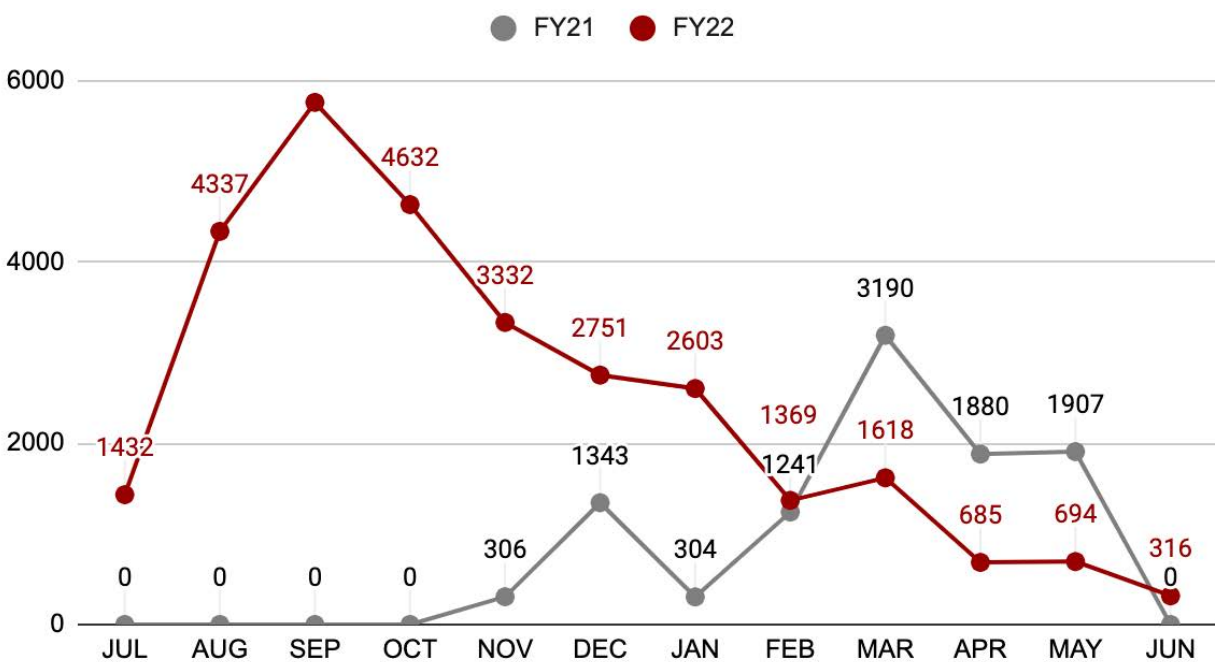
Our Spaces

InfoCommons: Door Counts

Door Counts for Fiscal Years 2021 & 2022. The InfoCommons added an **Automatic Door Opener** in February 2022 and this required turning off the badge scanner between 8-5 p.m. so that students could waive their hand and enter through the front entrance. The side entrance's badge scanner remained on during all hours. Door Counts are provided to the School of Medicine Library by Chris West and compiled by Marice Seda.

FY21	JUL '20	AUG '20	SEP '20	OCT '20	NOV '20	DEC'20
	-	-	-	-	306	1343
	JAN '21	FEB '21	MAR '21	APR '21	MAY '21	JUN '21
	304	1241	3190	1880	1907	-
FY22	JUL '21	AUG '21	SEP '21	OCT '21	NOV '21	DEC'21
	1432	4337	5760	4632	3332	2751
	JAN '22	FEB '22	MAR '22	APR '22	MAY '22	JUN '22
	2603	1369	1618	685	694	316

InfoCommons Door Counts



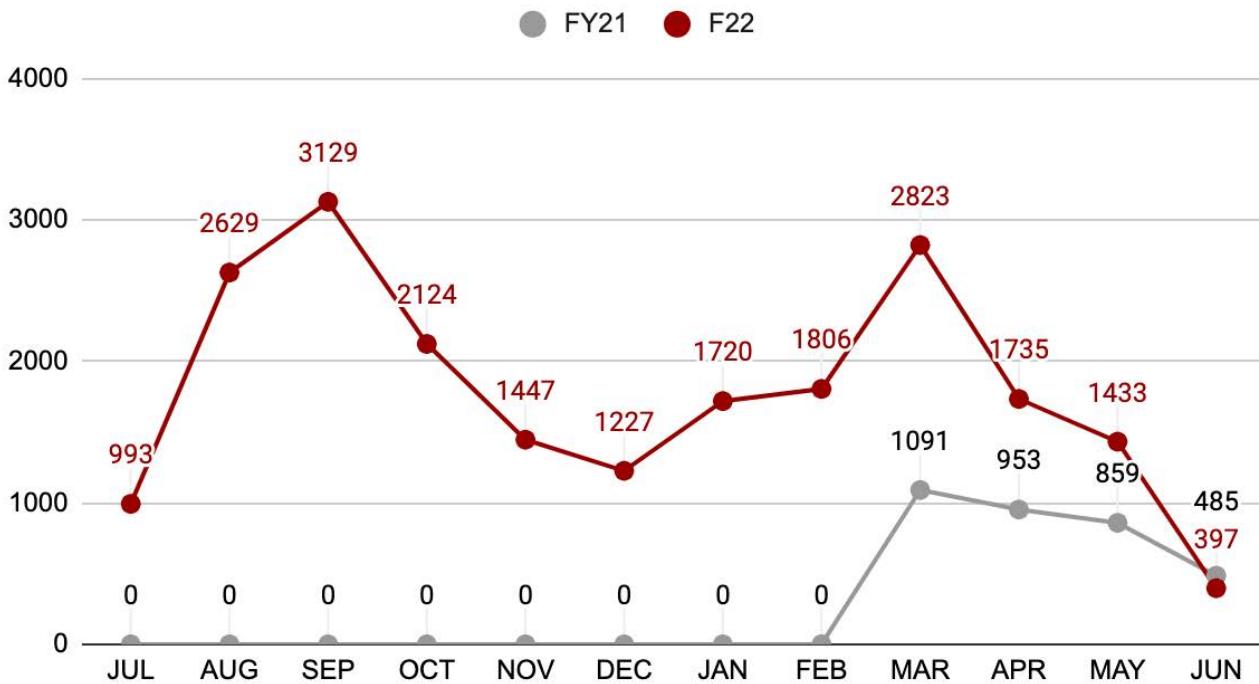
InfoCommons: Patron Counts

Patron Counts for Fiscal Years 2021 & 2022 are derived from library staff conducting daily head counts of individuals physically in the library. Patron counts are not accounted for for the days that library staff are not in the office (evenings after 6:00 p.m. M-T, after 5:00 p.m. F, and weekends). Patron count data is compiled by

Marice Seda .

FY21	JUL '20	AUG '20	SEP '20	OCT '20	NOV '20	DEC '20
	Closed	Closed	Closed	Closed	Closed	Closed
	JAN '21	FEB '21	MAR '21	APR '21	MAY '21	JUN '21
	Closed	Closed	1091	953	859	485
FY22	JUL '21	AUG '21	SEP '21	OCT '21	NOV '21	DEC '21
	993	2629	3129	2124	1447	1227
	JAN '22	FEB '22	MAR '22	APR '22	MAY '22	JUN '22
	1720	1806	2823	1735	1433	397

InfoCommons Patron Count



School of Medicine Library: Door Counts

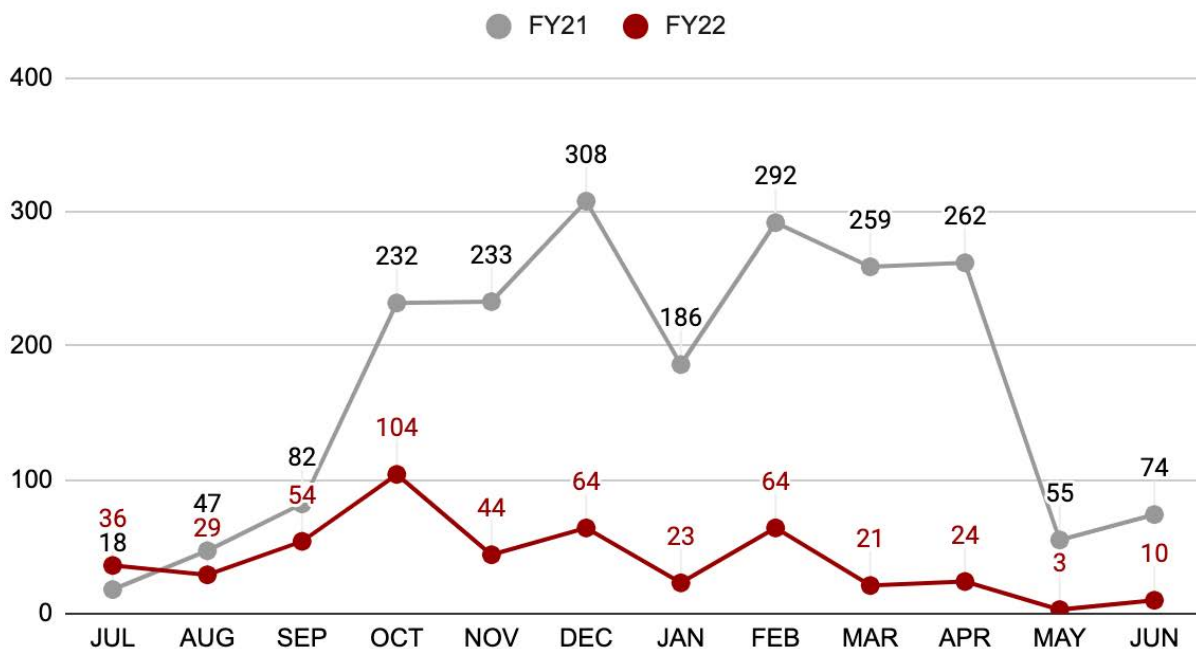
Since badge access is not required to enter the School of Medicine Library at the 2040 W. Charleston location (individuals badge in at the building entrance or check in with Security) there are no door count data available for this library.

School of Medicine Library: Evening Door Counts

Door Counts for Fiscal Years 2021 & 2022. These counts are gathered by the security personnel who assist in signing in UNLV faculty, staff and students into the 2040 location after-hours and on the weekends.

FY21	JUL '20	AUG '20	SEP '20	OCT '20	NOV '20	DEC'20
	18	57	82	232	233	308
	JAN '21	FEB '21	MAR '21	APR '21	MAY '21	JUN '21
	186	292	259	262	55	74
FY22	JUL '21	AUG '21	SEP '21	OCT '21	NOV '21	DEC'21
	36	29	54	104	44	64
	JAN '22	FEB '22	MAR '22	APR '22	MAY '22	JUN '22
	23	64	21	24	3	10

School of Medicine Library Evening Door Counts



School of Medicine Library: Patron Counts

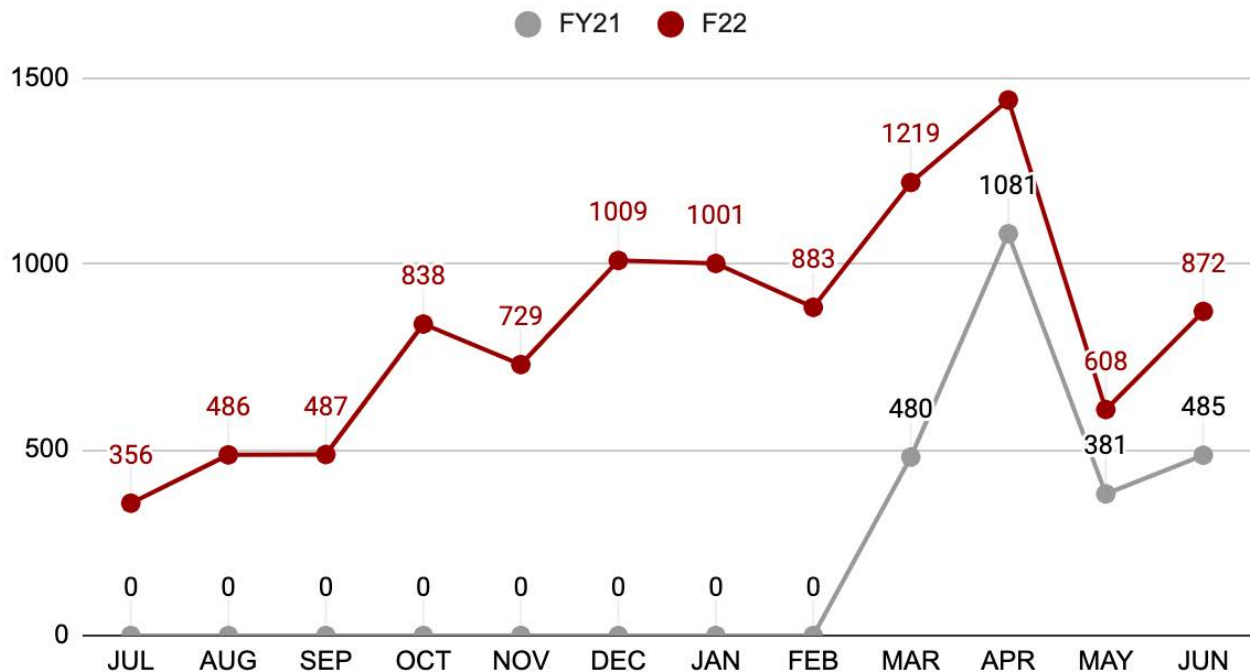
Patron Counts for Fiscal Years 2021 & 2022 are derived from library staff conducting daily head counts of individuals physically in the library. Patron counts are not accounted for for the days that library staff are not in the office (evenings after 6:00 p.m. M-T, after 5:00 p.m. F, and weekends). Patron count data is compiled by

Marice Seda .

NOTE: This library location is available to all UNLV students, faculty, staff and members of the public. The majority of library users are students from the School of Dental Medicine, Nursing, and Integrated Health Sciences.

FY21	JUL '20	AUG '20	SEP '20	OCT '20	NOV '20	DEC'20
	Closed	Closed	Closed	Closed	Closed	Closed
	JAN '21	FEB '21	MAR '21	APR '21	MAY '21	JUN '21
	Closed	Closed	480	1081	381	485
FY22	JUL '21	AUG '21	SEP '21	OCT '21	NOV '21	DEC'21
	356	486	487	838	729	1009
	JAN '22	FEB '22	MAR '22	APR '22	MAY '22	JUN '22
	1001	883	1219	1441	608	872

School of Medicine Library (2040) Patron Counts



Library Resources

Library Databases (Alphabetical Order)

<i>Title</i>	<i>FY22 Cost</i>	<i>FY22 Searches</i>	<i>FY22 cps</i>
*AAP platform	\$8,450.00	794	\$10.64
AccessAnesthesiology	\$8,838.36	106	\$83.38
AccessCardiology	\$8,158.56	21	\$388.50
AccessEmergencyMedicine	\$8,158.56	210	\$38.85
AccessHemOnc	\$3,646.08	25	\$145.84
AccessMedicine	\$15,949.92	1,203	\$13.26
AccessMedicineCaseFiles	\$5,351.82	19	\$281.67
AccessNeurology	\$3,646.05	76	\$47.97
AccessObGyn	\$3,646.05	164	\$22.23
AccessPediatrics	\$8,158.51	188	\$43.40
AccessSurgery	\$8,838.38	383	\$23.08
Acland's Video Atlas of Human Anatomy	\$8,894.00 -	-	-
AgeLine	\$4,406.32	11,517	\$0.38
Alt HealthWatch	\$3,630.67	12,021	\$0.30
AMA Manual of Style	\$227.25	5	\$45.45
APA PsycINFO	\$43,933.68	63,264	\$0.69
APA PsycTESTS	\$9,635.49	13,536	\$0.71
Bates' Visual Guide to Physical Examination	\$14,775.00 -	-	-
Biological Abstracts	-	550	-
BrowZine	\$1,995.00	3,469	\$0.58
ClinicalKey	\$57,618.21	4,170	\$13.82
Cochrane Library	\$3,746.31	327	\$11.46
DynaMed	\$16,812.00	357	\$47.09
Embase	\$23,338.02	3,466	\$6.73
Essential Evidence Plus	\$4,495.66	22	\$204.35
F.A. Davis PT Collection	\$24,820.00	121	\$205.12
Global Health	\$11,408.00	655	\$17.42
Health and Psychosocial Instruments	\$3,867.00	689	\$5.61
Health Source: Consumer Edition	-	11,947	-
Health Source: Nursing/Academic Edition	-	12,443	-
Henry Stewart Talks	\$7,120.00 -	-	-
JAMAevidence	\$4,529.87	52	\$87.11

Lexicomp	\$6,704.50	182	\$36.84
LWW Health Library - Basic Sciences collection	\$20,689.00 -	-	
MEDLINE (Clarivate)	-	1,265 -	
MEDLINE (Ovid)	-	1,368 -	
MedOne Education	\$13,411.89 -	-	
MedOne Neurosurgery	\$16,463.00	865	\$19.03
MedOne Otolaryngology	\$10,899.46	810	\$13.46
MedOne Plastic Surgery	\$10,716.12	3,436	\$3.12
NASW Clinical Register	-	538 -	
Natural Medicines Comprehensive Database	\$5,629.02	426	\$13.21
NRP eBook Collection	\$1,322.00 -	-	
OSCE Clinical Skills Videos	-	-	
Pediatric Care Online	\$7,128.00 -	-	
Psychiatry Online	\$9,971.46	1,016	\$9.81
PTSDpubs	-	15,891 -	
Red Book online	-	-	
Social Work Abstracts	\$5,059.00	749	\$6.75
Symptom Media Film Library	\$1,500.00 -	-	
Thieme Teaching Assistant Anatomy	\$4,589.14	14	\$327.80
uCentral	\$5,305.23	1,185	\$4.48
UpToDate	\$107,644.00 -	-	
USMLE Easy	\$8,367.70	278	\$30.10
VisualDx	\$16,276.00	1,748	\$9.31

Library eJournal Packages (Alphabetical Order)

Note: A complete list of journal titles can be found on the [Data Five Year FY18-22 Medical Dashboard](#)

<i>Title</i>	<i>FY22 Cost</i>	<i>FY22 FTV</i>	<i>FY22 cpv</i>
*AACR eJournals	\$9,781.81	399	\$24.52
*American Diabetes Association Journals	\$2,250.00	142	\$15.85
*American Society for Microbiology eJournals	\$11,566.82	1,353	\$8.55
*Annual Reviews	\$16,839.50	2,874	\$5.86
*APA PsycARTICLES	\$50,191.35	27,489	\$1.83
*BMJ eJournals	\$25,527.39	4,419	\$5.78
*Cambridge University Press eJournals - Medical	\$5,099.42	1,248	\$4.09
*Company of Biologists	\$14,563.08	1,210	\$12.04
*Elsevier ClinicalKey (JR1)	\$57,513.70	15,759	\$3.65
*Elsevier Core titles	\$104,458.26	9,678	\$10.79
*Elsevier Freedom Collection - Medical	\$46,538.12	43,001	\$1.08
*Elsevier journals (Core + Freedom)	\$150,996.38	52,679	\$2.87
*Human Kinetics Publishers platform	\$2,761.38	281	\$9.83
*JAMA & Archives - 11 title package	\$25,742.32	6,836	\$3.77
*Nature Research eJournals - Medical	\$123,210.90	18,493	\$6.66
*Ovid eJournals (LWW Total Access Collection)	\$227,455.00	21,793	\$10.44
*Oxford University Press eJournals - Medical	\$24,897.59	5,595	\$4.45
*Psychiatry Online	\$9,951.90	1,312	\$7.59
*SAGE eJournals - Medical	\$48,552.78	7,911	\$6.14
*Springer Palgrave Macmillan eJournals - Medical	\$10,541.67	3,137	\$3.36

*SpringerLink eJournals - Medical	\$64,384.59	13,638	\$4.72
*Taylor & Francis Core titles	\$11,157.02	1,727	\$6.46
*Taylor & Francis eJnls - Medical (Package + Core titles)	\$29,826.18	15,375	\$1.94
*Taylor & Francis eJournals package - Medical	\$18,669.16	13,648	\$1.37
*Thieme Connect eJournals	\$17,543.00	764	\$22.96
*Wiley eJournals - Medical	\$97,522.93	20,053	\$4.86
American Family Physician	\$2,922.40	123	\$23.76
American journal of human genetics	\$2,846.89	285	\$9.99
American Journal of Respiratory and Critical Care Medicine	\$5,525.34	144	\$38.37
American Journal of Sexuality Education	\$281.54	175	\$1.61
American Journal of Tropical Medicine and Hygiene	\$895.89	19	\$47.15
Annals of Internal Medicine	\$4,592.25	957	\$4.80
Archives of Oral Biology	\$5,812.51	32	\$181.64
Archives of physical medicine and rehabilitation	\$1,314.97	947	\$1.39
Biological psychiatry	\$4,166.75	759	\$5.49
BMJ Case Reports	\$3,936.71	184	\$21.40
BMJ, The	\$4,065.32	1,280	\$3.18
Bone & Joint Journal	\$1,276.98	51	\$25.04
Brain and cognition	\$2,472.32	125	\$19.78
Cancer cell	\$2,175.86	73	\$29.81
Cell	\$13,827.15	1,106	\$12.50
Cell host & microbe	\$4,541.81	68	\$66.79
Cell metabolism	\$2,175.86	162	\$13.43

Clinical neurophysiology	\$3,113.52	112	\$27.80
Clinical Neuropsychologist	\$1,682.50	362	\$4.65
Clinical psychology review	\$3,118.81	751	\$4.15
Cognitive development	\$955.79	52	\$18.38
Cold Spring Harbor Protocols	\$4,677.40	331	\$14.13
Craniomaxillofacial Trauma & Reconstruction	\$527.00	17	\$31.00
Current biology	\$2,175.86	866	\$2.51
Current opinion in neurobiology	\$3,728.95	291	\$12.81
Developmental Biology	\$7,798.90	230	\$33.91
Developmental cell	\$2,175.86	322	\$6.76
Developmental review	\$835.23	165	\$5.06
Facial Plastic Surgery & Aesthetic Medicine	\$2,078.04	65	\$31.97
General and comparative endocrinology	\$5,280.47	272	\$19.41
Genes & Development	\$2,717.24	198	\$13.72
Health Affairs	\$925.06	836	\$1.11
Hospital Topics	\$224.97	25	\$9.00
Immunity	\$2,175.86	51	\$42.66
International Journal of Transgender Health	\$549.26	87	\$6.31
Joint Commission journal on quality and patient safety	\$1,396.49	20	\$69.82
Journal of Addictive Diseases	\$1,046.27	145	\$7.22
Journal of adolescent health	\$1,538.10	1,386	\$1.11
Journal of aging studies	\$843.04	57	\$14.79
Journal of Anxiety Disorders	\$1,694.83	384	\$4.41

Journal of Behavior Therapy and Experimental Psychiatry	\$1,580.28	148	\$10.68
Journal of biomedical informatics	\$1,682.18	76	\$22.13
Journal of Cell Biology	\$3,645.00	158	\$23.07
Journal of Clinical Psychiatry	\$980.34	335	\$2.93
Journal of Cognitive Neuroscience	\$1,342.69	97	\$13.84
Journal of General Physiology	\$1,838.42	21	\$87.54
Journal of General Virology	\$3,499.75	18	\$194.43
Journal of Immunology	\$1,900.60	66	\$28.80
Journal of Medical Insight (JoMI)	\$3,375.00	78	\$43.27
Journal of Neuroscience	\$6,004.45	630	\$9.53
Journal of Neurotrauma	\$7,359.85	144	\$51.11
Journal of oral and maxillofacial surgery	\$723.67	310	\$2.33
Journal of Orthopaedic and Sports Physical Therapy	\$779.15	788	\$0.99
Journal of Psychoactive Drugs	\$262.07	214	\$1.22
Journal of Sport Management	\$797.05	58	\$13.74
Journal of Sport Rehabilitation	\$686.97	111	\$6.19
Journal of Sports Medicine and Physical Fitness	\$3,827.73	888	\$4.31
Journal of Teaching in Physical Education	\$638.68	20	\$31.93
Journal of the American Academy of Child & Adolescent Psychiatry	\$1,161.72	805	\$1.44
Journal of the American College of Cardiology (JACC)	\$3,452.16	540	\$6.39
Journal of Visualized Experiments (JoVE)	\$16,850.00	746	\$22.59
Medical letter on drugs and therapeutics	\$3,287.94	48	\$68.50
Medical Teacher	\$4,955.25	400	\$12.39

Molecular cell	\$3,740.92	483	\$7.75
Neural Networks	\$3,864.61	32	\$120.77
Neurobiology of Learning and Memory	\$2,891.12	186	\$15.54
Neuron	\$2,175.86	645	\$3.37
New England Journal of Medicine	\$13,997.61	7,460	\$1.88
Oral oncology	\$3,126.60	61	\$51.26
Radiology	\$3,066.69	108	\$28.40
Regional Anesthesia & Pain Medicine	\$1,464.54	38	\$38.54
Research in developmental disabilities	\$1,808.28	463	\$3.91
Respiratory physiology & neurobiology	\$4,669.83	99	\$47.17
Social science & medicine	\$10,806.01	1,715	\$6.30
Sociology of Sport Journal	\$638.68	71	\$9.00
Sports Biomechanics	\$709.61	93	\$7.63
Structure	\$2,175.86	34	\$64.00
Trends in neurosciences	\$4,069.94	186	\$21.88
Virology	\$7,730.50	34	\$227.37
Working Paper Series / National Bureau of Economic Research NBER	\$1,379.84	152	\$9.08

Our Accomplishments and Alignments

In FY22, the School of Medicine Library continued to integrate and engage within various parts of the Kirk Kerkorian School of Medicine curriculum and other areas to better align efforts between UNLV Libraries and the Kirk Kerkorian School of Medicine.

Instructional Opportunities

For FY22, library faculty continued to be involved in instruction through various opportunities within the Kirk Kerkorian School of Medicine including:

- **Nevada Community Service (NCS) 1 course**
 - Health Literacy class within Nevada Community Health course (2022)
 - Social Identity Workshops (2021)
- **Kirk Kerkorian School of Medicine Office of Research Webinars**
 - Using Library Resources and Searching the Literature (RN, MC, October 2021)
 - Understanding Systematic Reviews (AW, December 2021)
- **Kirk Kerkorian School of Medicine Curriculum**
 - Problem-based Learning Instruction (KH, Dr. Rosalie Kalili)
- **Medical Humanities Lectures & Integrative Medicine/Wellness**
 - Undergraduate Medical Education
 - Rest and Refresh for first year medical students as a way to offer breaks during exams (KH)
 - GME Internal Medicine & Pediatrics Programs (Drs. Aditi Singh and Kas-Osaka)
 - Storytelling Event (September 2021) (KH, AW)
- Graduate Medical Education Orientations (Incoming Residents and Fellows)
- InfoCommons Open House
- Common Reads (AW)
- Honors 440 Healthcare reDesign Course with Dr. Kate Martin

Library Programs & Events

Programming

- *Passive Programming:*
 - Wonderful World of Medicine Information Posters
 - National Health Observances table top displays and virtual slideshow
 - Interesting and Fun Medical Facts
 - Fun and Interesting Holiday Facts
- *Book Displays*
 - Medical Humanities
 - Graphic Medicine

Events

- *Tours & Orientations*
 - InfoCommons Open House (2021)
- *Fun & Wellness Events*
 - Write & Refresh Event (September 2021)
 - Puzzle Master Events
 - Where's Waldo Search

Partnerships

Problem-based Learning Instruction

Katie Houk has been working with Dr. Rosalie Kalili to bring library instruction on resources into the Problem-based Learning curriculum. This partnership has taken the form of providing instruction to community faculty facilitators in having discussions about foreground and background clinical information and how to use library resources effectively in understanding patient scenarios and arriving at evidence-based conclusions.

Katie has designed digital objects in support of this learning including a [comprehensive library guide](#) and [interactive tutorial](#).

Resource Links:

<https://guides.library.unlv.edu/PBL>

<https://guides.library.unlv.edu/PBL/GuideTutorial>

Curriculum Oversight Committee

As members of the Curriculum Oversight Committee, Aidy Weeks and Katie Houk provide resource and instructional updates to curriculum faculty in the form of reports. This participation allows the School of Medicine Library to keep faculty informed and current with library resources, services, and support and has been instrumental in getting feedback for relevant resources that help support the medical school curriculum.

Library Champions Spotlight

The School of Medicine Library has been highlighting Kirk Kerkorian School of Medicine faculty who have been instrumental in promoting library resources, services, and creating successful partnerships between the library and medical school. This spotlight is done once a quarter and faculty are highlighted through signage and a virtual slide deck on the library's website and Visix display. Each faculty member also gets a swag bag from the library. IFaculty that were highlighted in FY22 were:

- Jennifer Young
- Dr. Edward Simantan
- Dr. Kate Martin

Office of Research Webinar Series

Library faculty in the School of Medicine participated in two webinars for Fall 2021 to help educate learners in the Kirk Kerkorian School of Medicine and UNLV health sciences Schools/Programs in learning about effective search strategies and best practices for undertaking a systematic review.

2022 Collection Cancellation Project

The 2022 Collection Cancellation Project began in late Spring 2022 with the School of Medicine Library and UNLV Libraries.will assess the existing School of Medicine Library Collections and review scope, usage, curricular mapping and research needs to determine which resources will be maintained and which ones will be canceled.

By reducing library resources that are no longer supporting the needs of Kirk Kerkorian School of Medicine at UNLV , the library hopes to better map resources to the curriculum, research and scholarship needs of Kirk Kerkorian School of Medicine at UNLV , have more dollars to help address inflation costs (4.5-7% annual increase), and pool together an OA Funding source benefiting the School of Medicine. This cancellation project will take place starting in Spring 2022 through Summer 2023.

We hope the end goal of this initiative can be to form a **Resource Assessment Working Group** as a way to serve as an advisory group that will help enhance the resource needs of the School of Medicine Library collection.